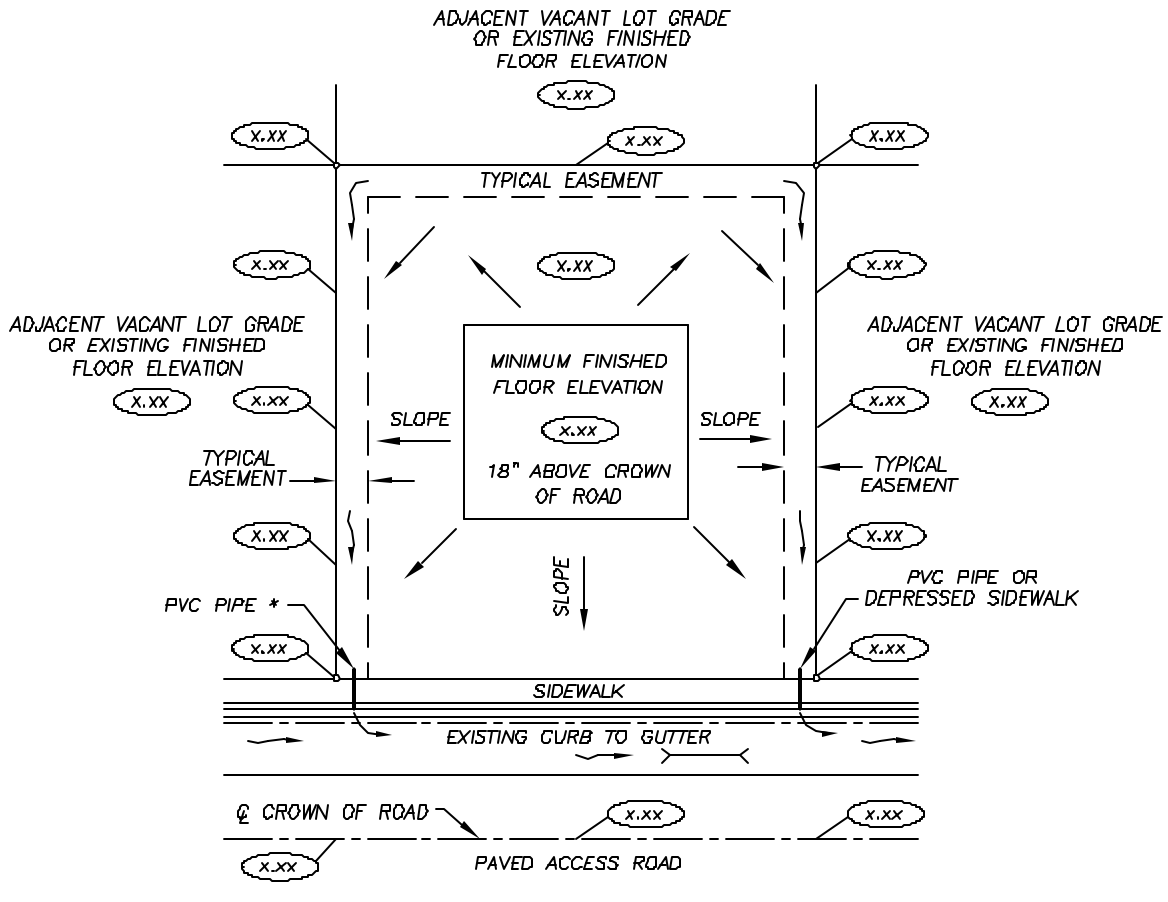


RANGER DRAINAGE DISTRICT

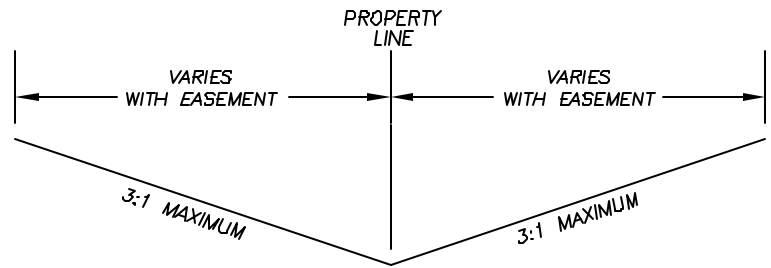
LOT GRADING GUIDELINES FOR CITY LOTS WITHIN DRAINAGE DISTRICT



x.xx INDICATES REQUIRED ELEVATION OF EXISTING, PROPOSED AND ASBUILT.

NOTES:

- * PVC PIPE IF USED, REQUIRES 1-1/2 FEET MINIMUM EITHER SIDE OF SIDEWALK WITH MITERED ENDS.
- * ADJACENT LOTS (IF NOT VACANT) SHALL SHOW PATIO GRADES AND FINISHED FLOOR ELEVATIONS FOR EXISTING HOMES.
- * EXISTING TREE(S) TO REMAIN SHALL BE LOCATED AND SHOWN WITH TYPE AND TRUNK DIAMETER.
- * >—< INDICATES DRIVEWAY CULVERT



GENERAL NOTES: CITY LOTS

1. CENTER OF SIDE YARD SWALE TO BE LOCATED ON PROPERTY LINE.
2. YARD DRAINAGE SHALL NOT DISCHARGE ON TO ADJOINING PROPERTIES.
3. SIDE SWALES SHALL HAVE POSITIVE FALL FROM REAR OF PROPERTY TO STREETS.
4. FINISHED SWALE ELEVATIONS MUST ALLOW FOR THICKNESS OF SOD.

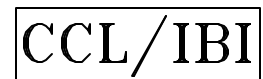
SIDE YARD SWALE
SLOPE TO STREET
TYPICAL SWALE

DETAILS ARE NOT TO SCALE

THE GRADING PLAN SHOWN HEREON ESTABLISHES MINIMUM STANDARDS FOR BUILDERS AND HOMEOWNERS OF CITY LOTS TO ASSIST PROPER DRAINAGE AWAY FROM THE RESIDENCE INTO RANGER DRAINAGE DISTRICT FACILITIES.

ACCEPTED _____

DATED: _____



AUTHORIZATION # LB 5810
ENGINEERS - SURVEYORS - PLANNERS
LANDSCAPE ARCHITECTS - ENVIRONMENTAL CONSULTANTS
2200 PARK CENTRAL BLVD. N. SUITE 100 2803 WATLAND CENTER PARKWAY SUITE C
POMPANNO BEACH, FLORIDA 33064 MATLAND, FLORIDA 32751
(904) 874-2200 (407) 880-2120

CITY LOT GRADING GUIDELINES	DATE: 1/06/06	DRAWN BY BF	CHECKED BY WEW
-----------------------------	---------------	-------------	----------------